

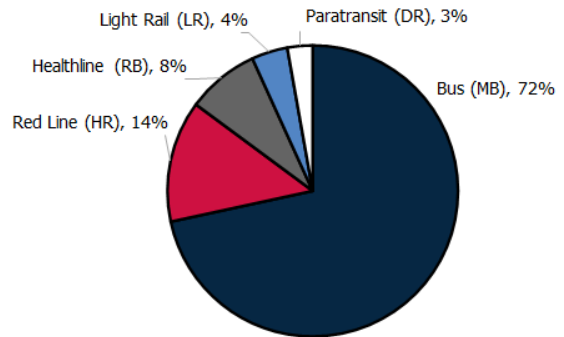


Greater Cleveland Regional Transit Authority Ridership Report – August 2022

Summary

- The COVID-19 pandemic continued to affect ridership
- System ridership in August 2022 was 1.7 million, representing 21% more riders than in August 2021
 - Average fixed route weekday was 19% higher¹
 - Average fixed route Saturday was 16% higher¹
 - Average fixed route Sunday was 18% higher¹

August 2022 System Ridership by Mode

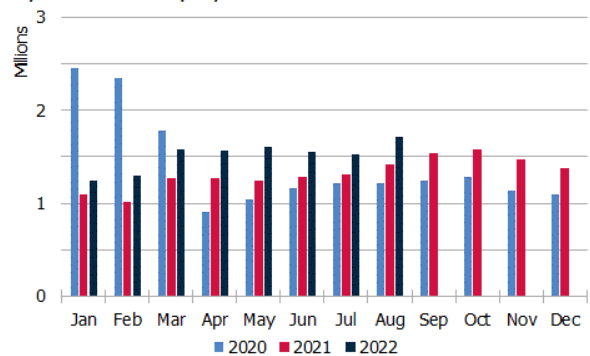


Bus (MB)

Bus ridership in August 2022 was 18% higher than in August 2021

- Average weekday was 15% higher¹
- Average Saturday was 12% higher¹
- Average Sunday was 16% higher¹

System Ridership by Month

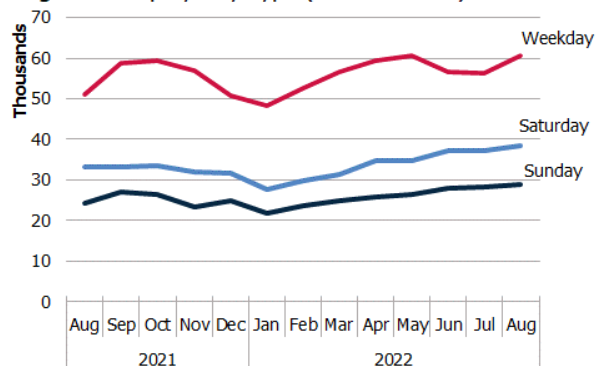


Red Line (HR)

Red Line ridership in August 2022 was 18% higher than in August 2021

- Average weekday was 17% higher¹
- Average Saturday was 17% higher¹
- Average Sunday was 11% higher¹

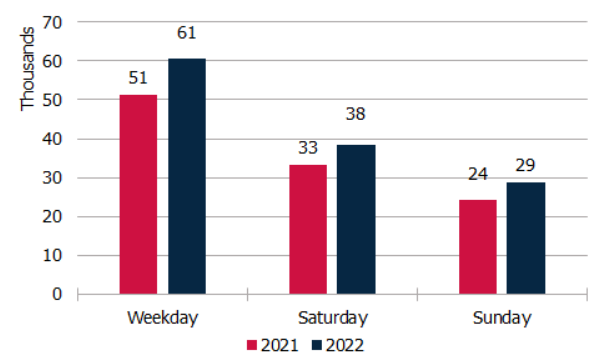
Avg. Ridership by Day Type (no Paratransit)



Light Rail (LR)

Light Rail ridership comparisons to August 2021 are not relevant due to the Light Rail shutdown from 8/8/21 to 10/2/21

August Avg. Ridership by Day Type (no Paratransit)



HealthLine (RB)

HealthLine ridership in August 2022 was 8% higher than in August 2021

- Average weekday was 7% higher¹
- Average Saturday was 1% lower¹
- Average Sunday was 5% higher¹



Paratransit (DR)

Paratransit ridership in August 2022 was 31% higher than in August 2021

¹ Average ridership by day type does not include atypical days as defined by the FTA for NTD ridership reporting