




Amending the 2020 – 2024 Capital Improvement Plan

June 23, 2020

Operational Planning &
Infrastructure Committee



Funding Sources

Federal

Formula Grants

Competitive Grants


State

Local Funds

Sales Tax

Bonds


Greater Cleveland Regional Transit Authority



Original 2020 – 2024 CIP


2020 - 2024 CAPITAL IMPROVEMENT PLAN						
Combined Budget Authority						
PROJECT CATEGORY	2020	2021	2022	2023	2024	2020-2024
Bus Garages	\$0	\$0	\$700,000	\$4,312,665	\$1,662,800	\$6,675,465
Bus Improvement Program	\$21,305,000	\$21,906,000	\$22,062,000	\$20,960,000	\$20,960,000	\$107,193,000
Equipment & Vehicles	\$1,459,702	\$1,645,418	\$3,065,687	\$1,143,984	\$952,000	\$8,266,791
Facilities Improvements	\$14,779,682	\$13,913,599	\$12,214,094	\$15,002,330	\$15,229,500	\$71,139,205
Other Projects	\$2,459,576	\$2,459,576	\$2,459,576	\$2,459,576	\$2,459,576	\$12,297,880
Preventive Maint./Oper. Reimb.	\$20,000,000	\$20,000,000	\$20,000,000	\$20,000,000	\$20,000,000	\$100,000,000
Rail Projects	\$32,954,361	\$30,030,973	\$29,197,680	\$27,592,286	\$37,689,081	\$157,464,381
Rail Car Replacement Program	\$8,000,000	\$31,250,000	\$31,250,000	\$31,250,000	\$23,250,000	\$125,000,000
Transit Centers	\$300,000	\$300,000	\$300,000	\$300,000	\$300,000	\$1,500,000
TOTALS	\$101,258,321	\$121,505,566	\$121,249,037	\$123,020,841	\$122,502,957	\$589,536,722

Greater Cleveland Regional Transit Authority



CARES Act


- Provides \$2 trillion in support for various industries
 - \$25 billion for public transit (\$111.9 million for RTA)
- Allocations based on 2020 Federal Formula Funding:
 - Urbanized Area formula funding: USC 5307
 - Rural Area formula funding: USC 5311
- 100% Federal Share (no local match required)
 - Operating (revenue loss; costs: personnel, services, paratransit, COVID-19)
 - No lapse date; monthly draw-downs; use funds expeditiously



Amended 2020 – 2024 CIP

2020 - 2024 CAPITAL IMPROVEMENT PLAN						
Combined Budget Authority						
PROJECT CATEGORY	2020	2021	2022	2023	2024	2020-2024
Bus Garages	\$0	\$0	\$700,000	\$4,312,665	\$1,662,800	\$6,675,465
Bus Improvement Program	\$21,305,000	\$21,906,000	\$22,062,000	\$20,960,000	\$20,960,000	\$107,193,000
Equipment & Vehicles	\$1,459,702	\$1,645,418	\$3,065,687	\$1,143,984	\$952,000	\$8,266,791
Facilities Improvements	\$14,779,682	\$13,913,599	\$12,214,094	\$15,002,330	\$15,229,500	\$71,139,205
Other Projects	\$2,459,576	\$2,459,576	\$2,459,576	\$2,459,576	\$2,459,576	\$12,297,880
Preventive Maint./Oper. Reimb.	\$20,000,000	\$20,000,000	\$20,000,000	\$20,000,000	\$20,000,000	\$100,000,000
CARES Act	\$111,977,170	\$0	\$0	\$0	\$0	\$111,977,170
Rail Projects	\$32,954,361	\$30,030,973	\$29,197,680	\$27,592,286	\$37,689,081	\$157,464,381
Rail Car Replacement Program	\$8,000,000	\$31,250,000	\$31,250,000	\$31,250,000	\$23,250,000	\$125,000,000
Transit Centers	\$300,000	\$300,000	\$300,000	\$300,000	\$300,000	\$1,500,000
TOTALS	\$213,235,491	\$121,505,566	\$121,249,037	\$123,020,841	\$122,502,957	\$701,513,892

Greater Cleveland Regional Transit Authority



Recommendation

Staff recommends to the Operational Planning & Infrastructure Committee to present this resolution to the full Board for approval

