



Secretary/Treasurer and CEO

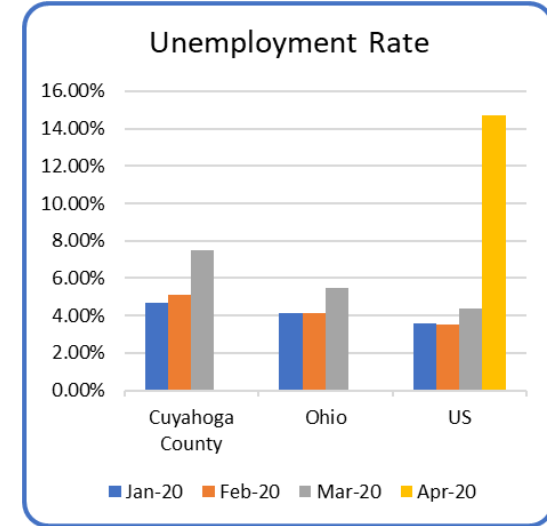
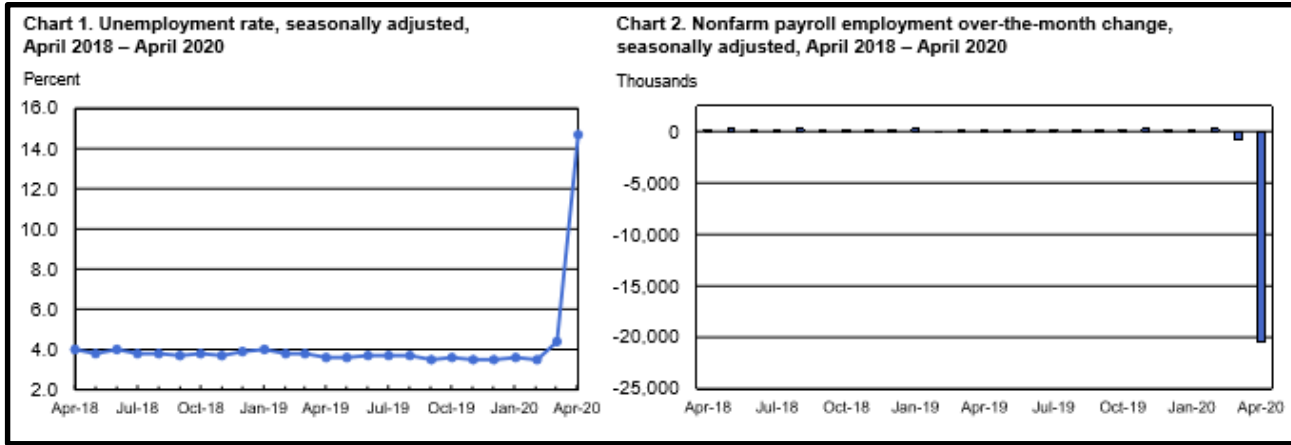
Update:

COVID-19

May 12, 2020

Board of Trustees Meeting

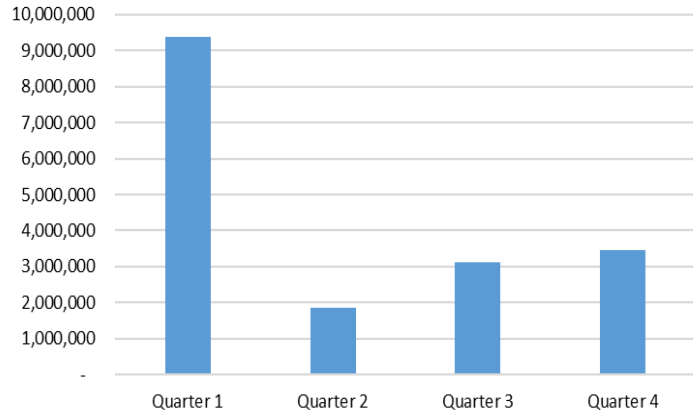
Economic Conditions



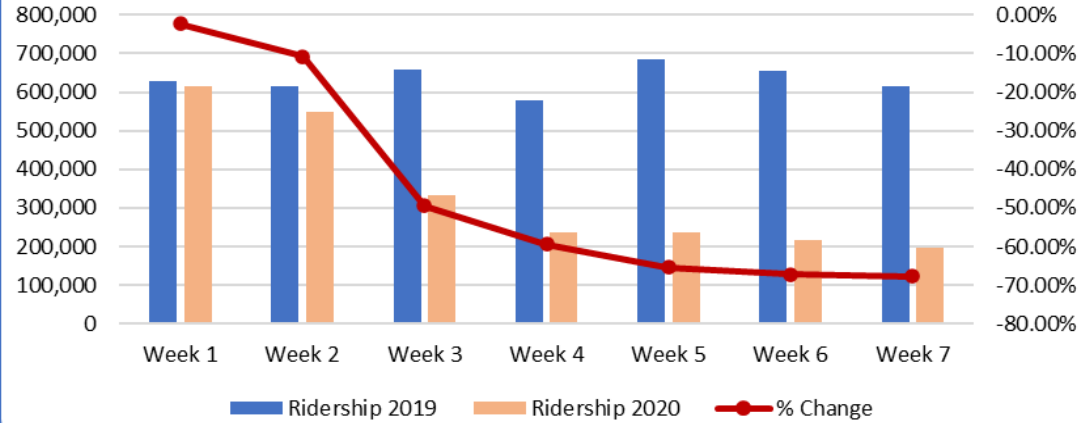
Ohio unemployment claims: week ending 5/2/2020: 1,118,569
vs. total 2019 claims of 364,603;
vs. 1,117,457 total filed over last 3 years - ODJFS

Ridership / Fares

2020 Projected Passenger Fares



Ridership Comparison by Week Starting 1st Week in March

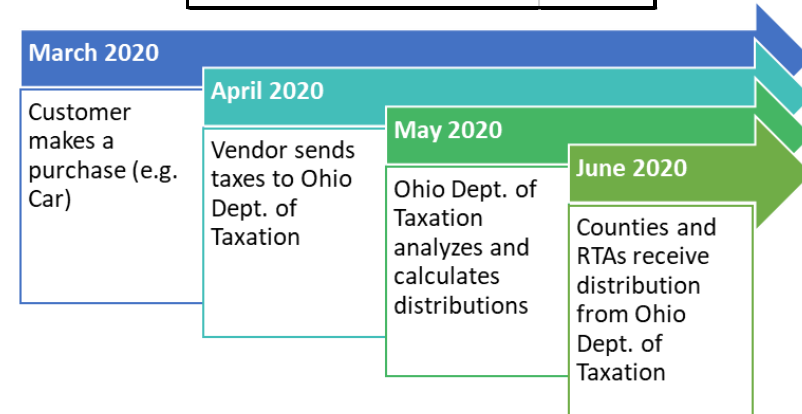


Budgeted 2020 Passenger Fares \$41.4 million
Projected 2020 Passenger Fares \$19.3 million
Projected loss \$22.1 million

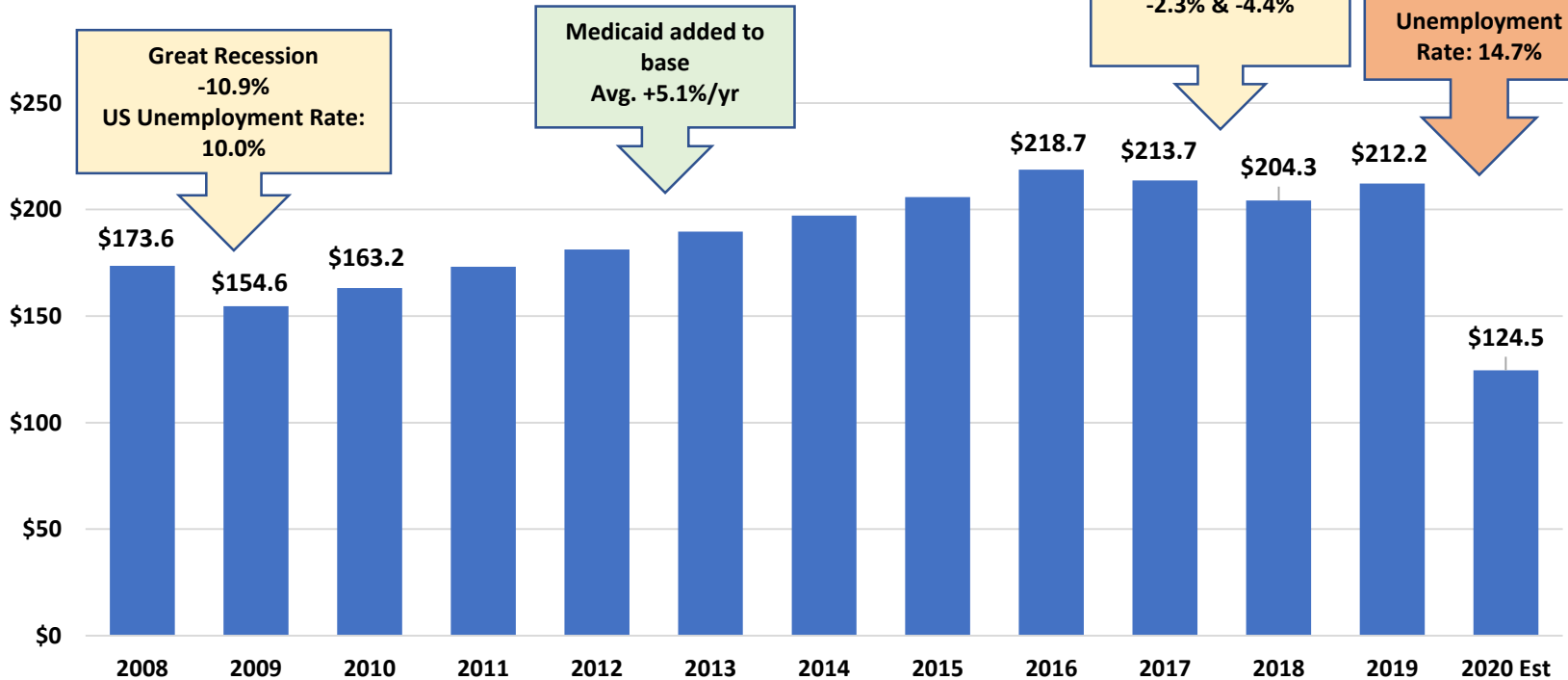
Sales & Use Tax

2020 (in Millions)	Jan-Apr (Actual)	May-Dec (projection)	Total
Budget	\$71.0	\$144.4	\$215.4
Actual	74.2	50.3	124.5
\$ Variance	\$3.2	(\$94.1)	(\$90.9)
% Variance	4.5%	-65.2%	-41.3%

Sales & Use Tax Breakdown for Cuyahoga County	
State	5.75%
Cuyahoga County	1.25%
RTA	1.00%
Total Sales Tax in Cuyahoga County	8.00%



Sales Tax Receipts (in Millions)

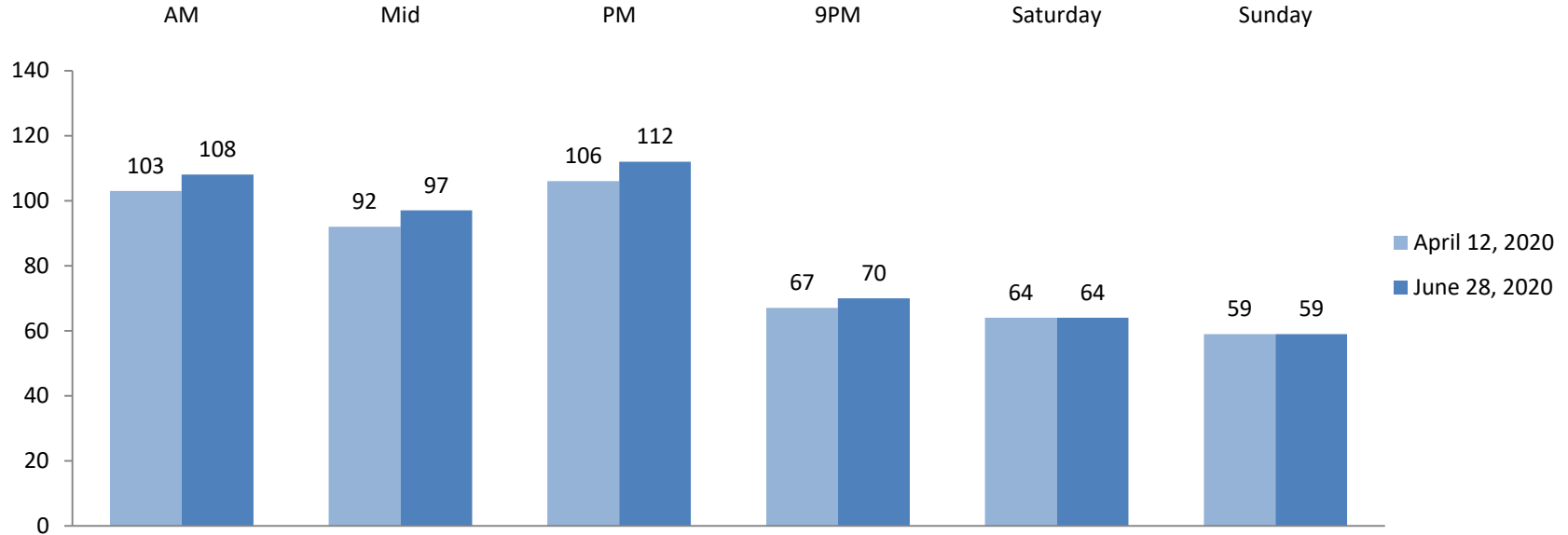


Reduction in Scheduled Operator Pay Hours

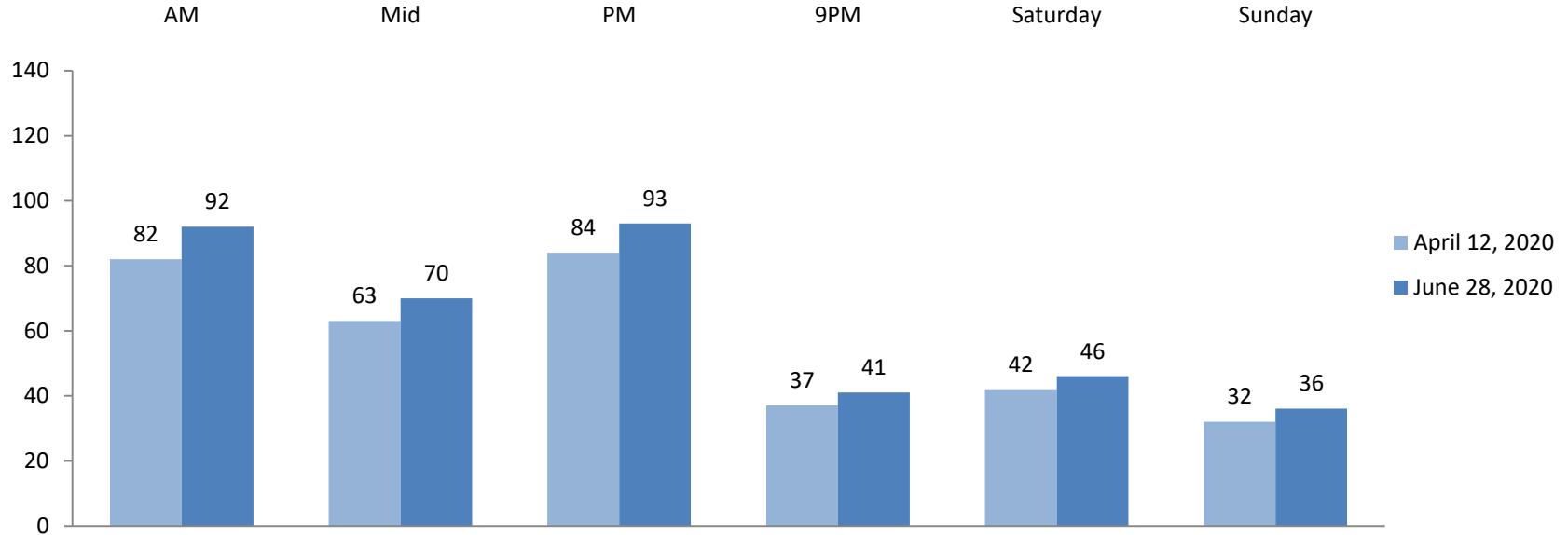
Service Change Date	Bus	Rail	Total
April 12, 2020	-15.6%	-8.3%	-14.8%
June 28, 2020	-14.7%	-8.5%	-14.0%

- Reductions in scheduled pay hours from pre-COVID-19 levels

Hayden Vehicles in Service



Triskett Vehicles in Service



Estimated Reduction in Expenses

- Salaries/Overtime/Payroll Taxes/Fringes \$8.7 million
 - Service Reductions / Selective Hiring Freeze
- Fuel \$2.4 million
- Utilities \$1.6 million
- Inventory \$3.3 million
- Services/Supplies (Non-COVID related) \$2.2 million
- Purchased Transportation \$2.6 million
- Other Miscellaneous Expenses \$1.9 million
- **Total Estimated Operating Expense Reductions for 2020** **\$22.7 million**

Projected COVID-19 Expenses

Through 5/4/2020

• Cleaning, Disinfecting (salaries & payroll taxes)	\$273,700
• Supplies & equipment for cleaning & disinfecting	623,200
• Services (on-call for deep disinfecting, temperature taking)	131,000
• IT Equipment (laptops for working from home)	<u>204,200</u>
Total expenses through 5/4/2020	<u>\$1,232,100</u>
Additional costs incurred (COVID Task Force Meetings)	\$ 59,700

2020 Total Projected Year-end Expenses

• Cleaning, Disinfecting (salaries & payroll taxes)	\$1,560,600
• Supplies & equipment for cleaning & disinfecting	1,000,000
• One-Time Expenses (Services & IT Equipment)	<u>335,200</u>
Total projected expenses for 2020	<u>\$2,895,800</u>
Additional costs incurred (COVID Task Force Meetings)	\$ 162,500

CARES Act

- \$111.8 million
- Allocations based on 2020 Federal Formula Funding:
 - Urbanized Area formula funding: USC 5307
 - Rural Area formula funding: USC 5311
- 100% Federal Share (no local match required)
- Application approved by FTA and Department of Labor
- Ready to make draw downs

RTA Actions

- Enhanced cleaning/disinfecting of vehicles – every 24 hrs
- Enhanced disinfecting of all touchable surfaces in all RTA facilities
- Meetings – WebEx
- Continuity of Operations Plan (COOP)
- PPE kits to front-line employees
- Working with Health Departments: City, County, State
- Working with Center for Disease Control
- Telecommuting when possible
- Updates posted on Internet
- Local tailors and employees making cloth masks
- Audio messages and signs: reduce spread of coronavirus
- Plexiglass enclosures for booth attendants in Tower City
- Operator barriers in buses
- Service reduction aligned with ridership needs

MoonBeam™ 3 UVC Disinfection



Comments / Questions